

How to Register for a North Dakota login

Child Care Assistance Provider

- Go to <https://dhsprovider.dhs.nd.gov/>
- Under CCAP Providers, click "Sign In."

Self-Service Portal (SSP) for Providers and Vendors
Welcome to the Department of Human Services Online Self-Service Portal

Register as a Child Care Assistance Program (CCAP) provider, a Low Income Home Energy Assistance Program (LIHEAP) Vendor, or register for an HPE provider account and submit HPE applications.

CCAP Providers
View provider information about CCAP [here](#).
For provider licensing information click [here](#).
Sign In

LIHEAP Vendor
Find information on becoming a LIHEAP Vendor [here](#).
Sign In

Hospital Presumptive Eligibility
Refer to the HPE Desk Reference Manual provided at training.
Sign In

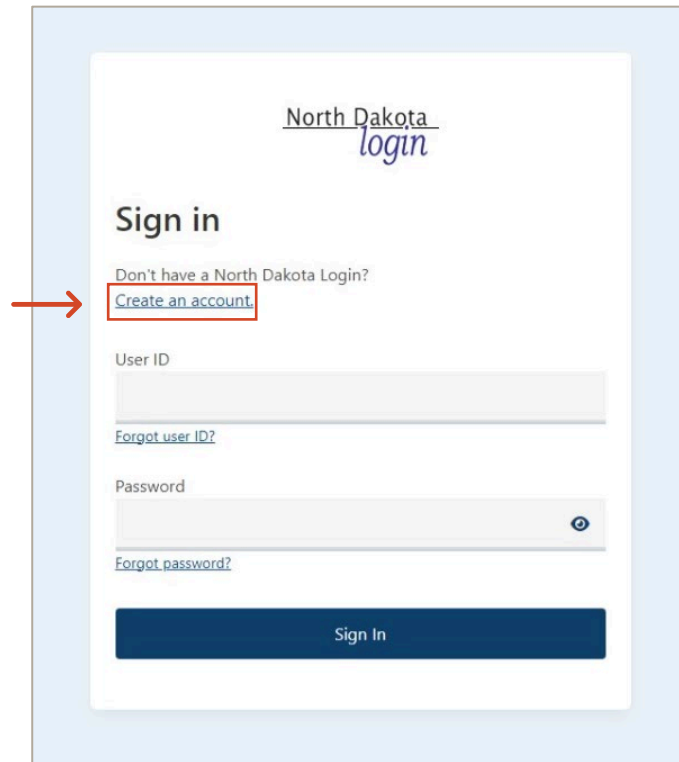
For Client Portal [click here](#)

Need Assistance? Call Us (800) 472-2622

DISCLAIMER | [PRIVACY POLICY](#) | [ACCESSIBILITY](#) | [REQUEST FOR APPEAL / HEARING](#) | [APPLICATION FOR ASSISTANCE GUIDEBOOK](#) | [HEALTHCARE.GOV](#) | [REPORT FRAUD](#) | [CHILD CARE AWARE](#)

600 East Boulevard Ave. Dept. 325 Bismarck, ND 58505-0250
Phone: (701) 328-2310 Toll Free: (800) 472-2622 ND Relay TTY: (800) 472-2622 Fax: (701) 328-2359
dhseo@nd.gov

- If you do not already have a North Dakota login, click on "Create an account."



The image shows a screenshot of the North Dakota login page. At the top, the text "North Dakota login" is displayed, with "North Dakota" in a standard font and "login" in a blue script font. Below this is the heading "Sign in". Underneath the heading, there is a link that says "Don't have a North Dakota Login?" followed by a blue underlined link "Create an account". A red arrow points from the left side of the page to this "Create an account" link. Below the link are two input fields: "User ID" and "Password". Each field has a corresponding "Forgot" link below it: "Forgot user ID?" and "Forgot password?". At the bottom of the form is a dark blue button with the text "Sign In" in white.

- Fill out the requested information to create your North Dakota login.
 - Note: Items with the asterisk (*) are required.

North Dakota nd.gov Official Portal for North Dakota State Government

North Dakota
login

Create your account

* = Required

Account information

First name *

Last name *

User ID *

Password *

- 8 or more characters
- At least 1 uppercase letter
- At least 1 lowercase letter
- At least 1 number
- At least 1 special character


Password strength:

Account recovery

Email *

An activation code will be sent to this email address. Use the activation code to complete setup for email recovery option.


Cell phone



- An activation code will be sent to the email you provided. Enter the activation code and click confirm.

Email confirmation:

State of North Dakota Login - Email Confirmation

 State of ND, DoNotReply
To **ccaprovider@email.com**

[↩ Reply](#) [↩ Reply All](#) [→ Forward](#) [⋮](#)
Wed 10/12/2022 3:03 PM

Thank you for registering for your State of North Dakota Login **ccaprovider**.

The registration process requires the confirmation of your account. Please login to your account, and enter the following activation code:

45f1yu63

Activation Screen:

North Dakota
login

Confirm your account

An activation code has been sent to **ccaprovider** from donotreply@nd.gov. If you do not receive this email, check your junk mail and/or verify it hasn't been blocked.

Enter activation code

- You will see a confirmation that your account has been activated.
- Click “Return to online service” to log into the SSP.

North Dakota
login

Activate account

You have activated the North Dakota Login for **ccaprovider**

The following methods can now be used for recovery:

[Return to online service](#)

[View profile](#)