




HC STANDARD REPORTING BED AVAILABILITY

- Access the web link for HC Standard at <https://hc.ndhealth.gov>.
- Enter the facility username and password.
- Hold the cursor over 'Workspaces' along the top of the screen.
 - Scroll to find facility name or type in facility name to narrow the search.
- Under 'Matrices' click on 'Facility Bed Availability – "Your Facility Name"'.
 -  on the left to edit your data.
- Complete the bed tables as requested in the alert.
 - If the data has not changed click on the clock icon  to automatically update the date and time for that data point.
- Click 'Save' in the upper right-hand corner.
- Once the data has been saved, click on the  symbol in the upper right-hand corner and select 'Logout'.

The response goal is for data to be entered within 60 minutes of notification.

Please assure that your facility has a sufficient number of staff trained and designated to successfully enter data within the 60-minute time frame – 24/7/365.

For assistance please email: hcstandard@nd.gov or call 701-328-2270.