

2023 – 2026 SUPTRS Prevention Block Grant – Logic Model – Foster County Public Health

INPUTS/RESOURCES


SPF STEP 2

What resources are available? What barriers can you identify? See 2023 SUPTRS ITA for details.

PROBLEM STATEMENTS			STRATEGIC PLAN	ACTIVITIES	GOAL STATEMENTS		
Problem	Intervening Variables	Local Conditions			Short-Term Outcomes	Intermediate Outcomes	Long-Term* Outcomes
<p>What is the problem or issue in your community?</p> <p>Underage Drinking among students in grades 9th-12th is the priority issue in Foster County. This is evident from the 2021 Youth Risk Behavior Survey (YRBS) data and 2023 Foster County Youth Survey (FCYS) data below. 1. YRBS 2021 survey question. NDHqn 39, CDC QN41 31% of Foster County students (9th-12th grades) currently drank alcohol (at least one</p>	<p>Why is it a problem in your community?</p> <p>The overall intervening variable that Foster County Public Health will focus on is Community Norms. The specific <u>risk factor</u> FCPH will focus on within Community Norms is teens in 9th-12th grades do not perceive a great risk of harm (physically or in other ways) if people have five or more</p>	<p>What does the problem specifically look like in your community/what is the behavior?</p> <p>The problem is local and evident through YRBS and FCYS questions surrounding 9th-12th grade students' perceptions of risk of harm to themselves from drinking. From 2023 FCYS: **When Foster County students in grades 9-12 asked, "How wrong do your friends feel it would be for you to have 1 or 2 drinks of an</p>	<p>What is the one environmental change you can implement to impact your identified problem?</p> <p>The environmental strategy that FCPH will focus on is internal school policy enhancement or revision related to substance use to include substance use prevention education programs and/or curriculum.</p>	<p>What are all the steps that must happen to implement the environmental change?</p> <ul style="list-style-type: none"> -Research comparable policies and best practices around region and nation. -Meet with local school admin, staff, and board members. -Continue to provide evidence-based substance-use prevention programming. -Explore additional programs to enhance current curriculum. -Explore additional programs in 9-12 grades (Foster County) and K-5 (Carrington Public). -Explore community- 	<p>Measures the local condition – what are you doing to address the problem?</p> <p>Alcohol-use prevention curriculum pre-test and post-test score will be the measurement of short-term outcomes. 100% of Foster County classes utilizing alcohol-use prevention curriculum will show improvements from pre-test to post-test scores by December 2024.</p>	<p>Measures the intervening variable – what you are doing to change community norms?</p> <p>From the Foster County Youth Survey (FCYS), Foster County 9th-12th graders will show a 3% increase (from 79% to 82%) in perception of risk of harm from drinking by December 2025. (FYCS data)</p>	<p>Measures the impact to the problem – are you seeing long-term behavior change?</p> <p>Foster County 9th-12th graders will report a decrease of 3% (from 31% to 28%) for current alcohol use (in past 30 days) by September 30th, 2026. (YRBS 2025 data)</p>

2023 – 2026 SUPTRS Prevention Block Grant – Logic Model – Foster County Public Health

<p><i>drink of alcohol, on at least one day during the 30 days before the survey).</i> 2. FCYS 2023 Question: During the past 30 days, 17.5% of Foster County students (grades 9-12) drank one or more drinks of an alcoholic beverage? The focus on underage drinking is a priority because any amount of adolescent alcohol use can negatively affect brain and body development, including academic outcomes and physical performance.</p> <p>*See graphs pages 3-4.</p>	<p>drinks of alcohol once or twice a week.</p>	<p><i>alcoholic beverage nearly every day?“, 27.8% reported its either Not Wrong or Only a Little Bit Wrong.</i> **21% of Foster County students in grades 9-12 report No Risk of harm to themselves (physically or in other ways) if people drink 5+ drinks once or twice a week. From 2021 YRBS: **24.3% of 9th-12th graders in Foster County think people greatly risk harming themselves (physically or in other ways), if they have five or more drinks of alcohol once or twice a weekend. See graphs on pages 5-6.</p>	<p><i>based education opportunities.</i> -Promote alcohol-free community events. -Continue to work with WYSAC on annual FCYS survey. Ensure questions capture specific, intended data that reflects outcomes accurately. -Continue information dissemination in a variety of ways in community and on social media. -Continue enhancing capacity and skills through webinars, trainings, conferences, engaging with local key stakeholders and coalition members.</p>				
---	---	--	---	--	--	--	--



Timing of Surveys: YRBS is administered right after the holiday break every other year. Both Carrington Public and Midkota Schools (100% of schools in Foster County), share their specific school data with Foster County Public Health. FCYS is administered in the spring, near the end of the academic year annually, and again both school districts participate in the FCYS.

****Note that from 2020-2021, Covid pandemic was a significant historical event. Home delivery of alcohol was allowed in the county at this time.**

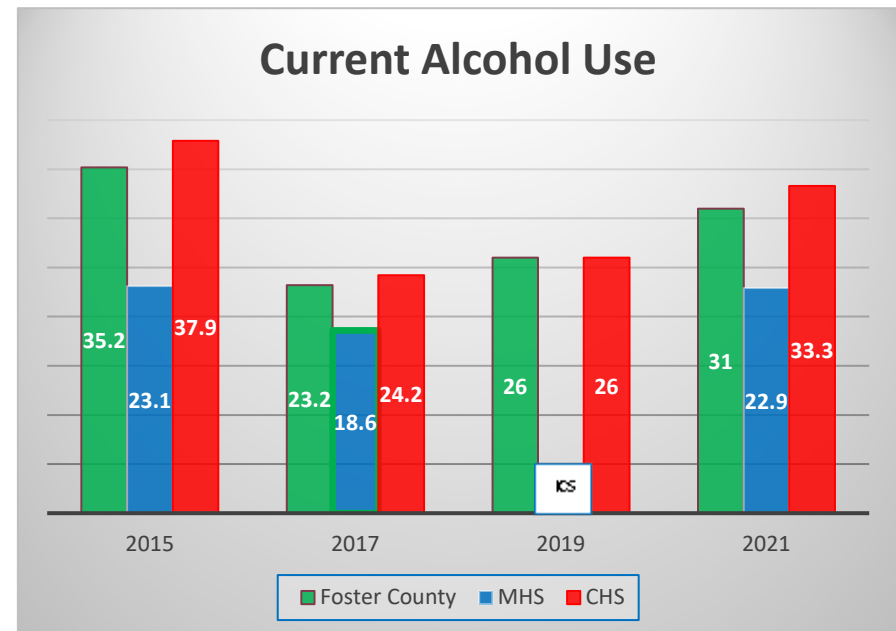
Problem: Underage Drinking

YRBS 9th-12th graders

Blue – Midkota School | Red – Carrington School | Green – Foster County school districts combined

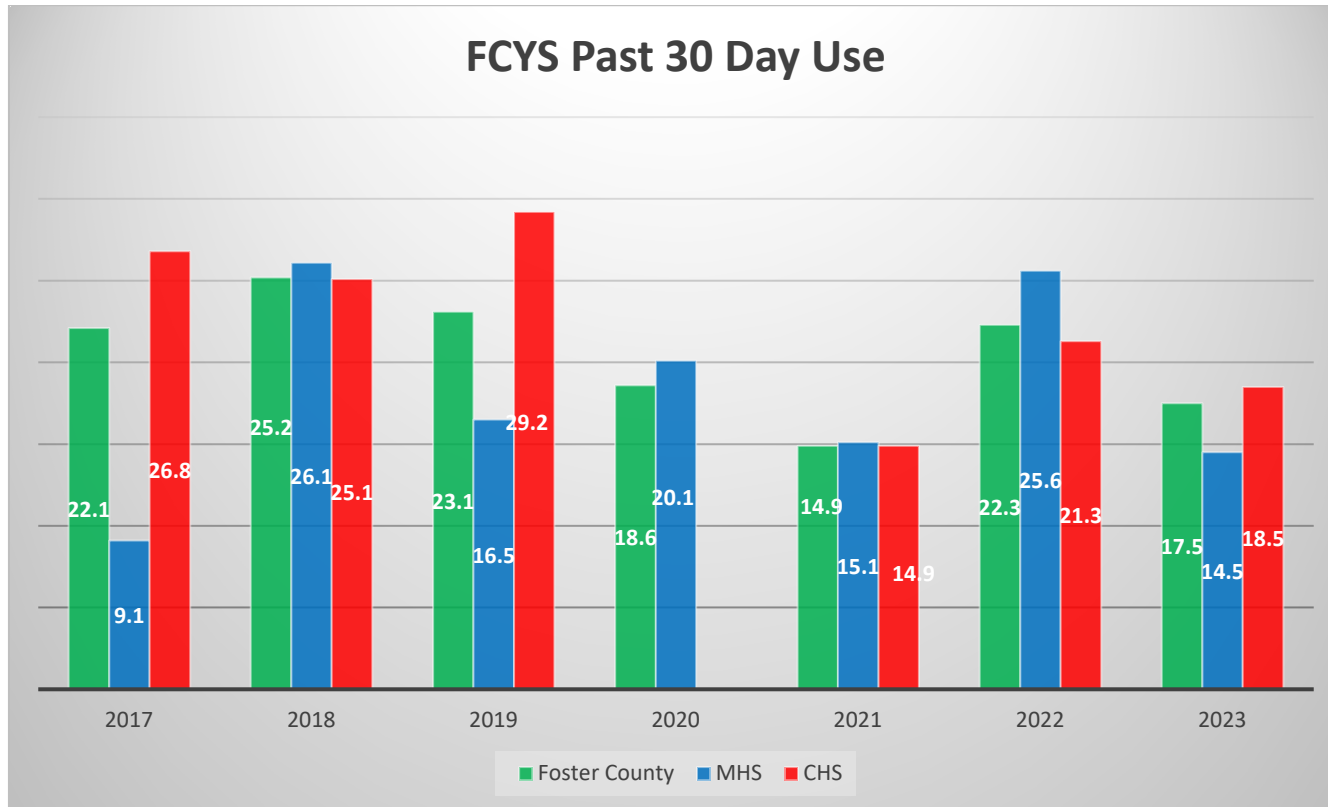
*Midkota did not have 2019 YRBS results due to insufficient cell size (ICS). ICS = Insufficient Cell Size means that fewer than 6 students reported this behavior. Due to confidentiality requirements, the actual percentage cannot be provided.

% of students who currently drank alcohol (at least one drink of alcohol, on at least 1 day during the 30 days before the survey)



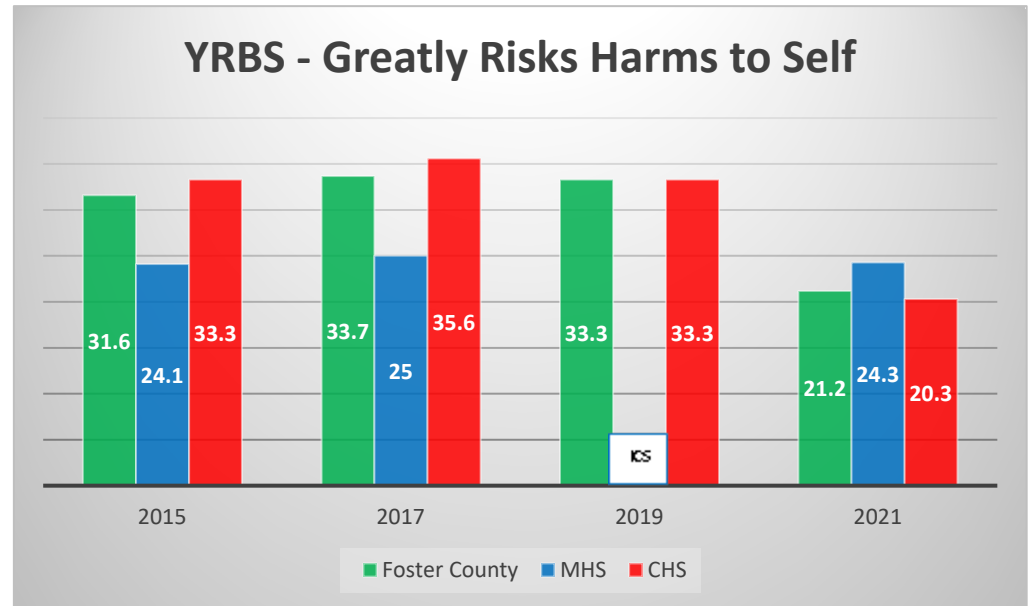
FCYS: *During the past 30 days, on how many days did you drink one or more drinks of an alcoholic beverage?*

High School Students Grades 9-12



Local Condition:

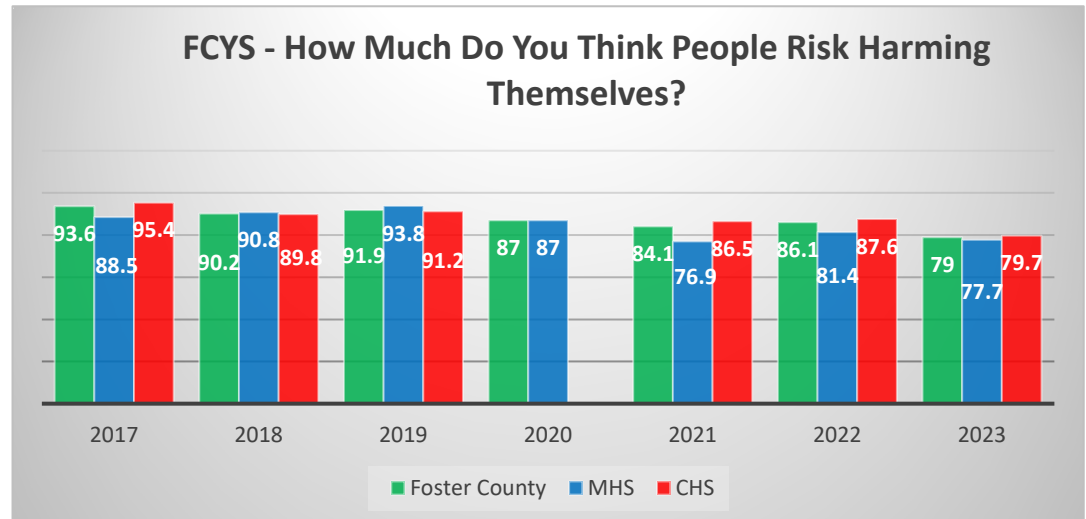
YRBS Foster County Students (9-12th grades): Percentage of students who think people greatly risk harming themselves (physically or in other ways) if they have five or more drinks of alcohol (beer, wine, or liquor) once or twice a weekend.



FCYS (High School Students 9th-12th grades): How Much Do You Think People Risk Harming Themselves (physically or in other ways) if they have five or more drinks of an alcohol beverage once or twice a week? (% reporting slight, moderate, or great risk)

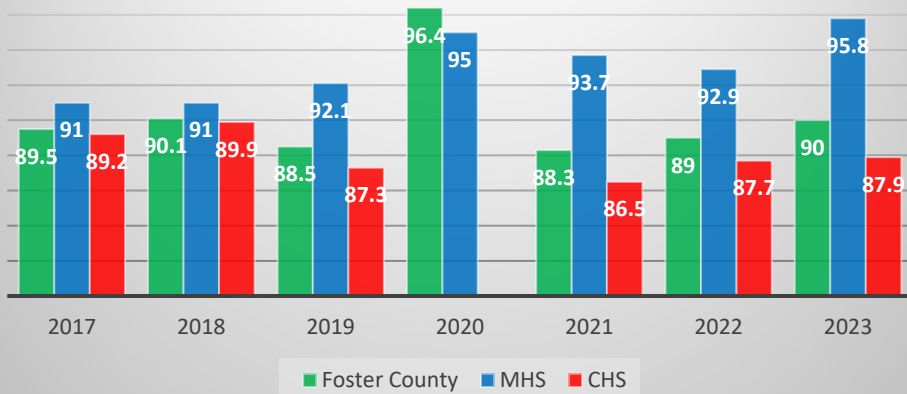
Foster County HS Students - Combined

Row Labels	2017	2018	2019	2020	2021	2022	2023
No risk	6.4%	9.8%	8.1%	13.0%	15.9%	13.9%	21.0%
Slight risk	18.8%	22.2%	21.2%	15.4%	23.4%	24.6%	13.1%
Moderate risk	38.3%	28.4%	33.6%	15.0%	31.5%	35.7%	39.6%
Great risk	36.6%	39.5%	37.1%	56.7%	29.3%	25.8%	26.3%



FCYS Questions (High School Students 9th-12th grades): (% reporting either wrong or very wrong)

How wrong do your PARENTS feel it would be for you to have 1 or 2 drinks of an alcoholic beverage nearly every day?



How wrong do your FRIENDS feel it would be for you to have 1 or 2 drinks of an alcoholic beverage nearly every day?

