

2023 – 2026 SUPTRS Prevention Block Grant – Logic Model

INPUTS/RESOURCES


SPF STEP 2

What resources are available? What barriers can you identify? Type your answer here...

PROBLEM STATEMENTS			ENVIRONMENTAL STRATEGY	ACTIVITIES	GOAL STATEMENTS		
Problem	Intervening Variables	Local Conditions			Short-Term Outcomes	Intermediate Outcomes	Long-Term* Outcomes
<p>Youth in UMDHU are at increased risk for early initiation of alcohol use.</p> <p>Percentage of students who drank alcohol for the first time before the age of 11 is 13.1% in the region, compared to 6.2% of students in the state. (YRBS,2021)</p> <p>18.3% of our high school students report drinking alcohol before age 13, compared to 12.1% of peers (YRBS,2021).</p>	<p>Individual Factors:</p> <p>Our region has a high rate of middle school use because our community has high percentage of adults in the home who have someone with alcohol or drug use: 41.4% of student's vs 27.5% of other youth in the state.</p> <p>This is because we are so heavy with oilfield and construction and other isolated individuals' being so rural. These are all vulnerable populations to substance use.</p>	<p>What does the problem specifically look like in your community? What is the behavior?</p> <p>parents working long hours and middle school youth have a lot of unsupervised time/activities</p> <p>Higher aces than everywhere else? We need to look at aces</p> <p>Have tried social accessibility-low readiness for change and have sustained efforts for retail accessibility and continue to work on these- data suggests we need to get to the parents</p>	<p>What environmental change can you implement to impact your identified problem?</p> <p>Promote parents lead</p> <p>Promote Parenting Classes Available starting early on</p> <p>Work with oilfield companies to educate/inform on substance use and affects on youth</p> <p>Trauma informed teaching/working with youth classes</p>	<p>What are all the steps that must happen to implement the environmental change?</p> <p>See power point for steps</p>	<p>Measures the local condition – what are you doing to address the problem?</p> <p>Get to parents through schools/their jobs and starting as young as birth on prevention with mothers moving through preschool</p> <p>Look for ace data- try to identify if this is a problem in our region to establish substantial impacts with traditional prevention of underage drinking</p>	<p>Measures the intervening variable – what you are doing to reduce access?</p> <p>Increase the awareness of role modeling to parents by visiting oilfield communities.</p> <p>Increase community awareness of substance abuse issues of individuals in the home vs other areas in the state- reduce the percentage of youth exposed to alcohol/drug use from 41.4% to 38.4% by 2027.</p>	<p>Measures the impact to the problem – are you seeing long-term behavior change?</p> <p>Decrease in the percentage of students who drank alcohol for the first time before the age of 11 from 13.1% to 10.1% by the year 2027. (YRBS,2021)</p> <p>Decrease to 15.3% from 18.3% the percentage of high school students who report drinking alcohol before age 13 (YRBS,2021).</p>

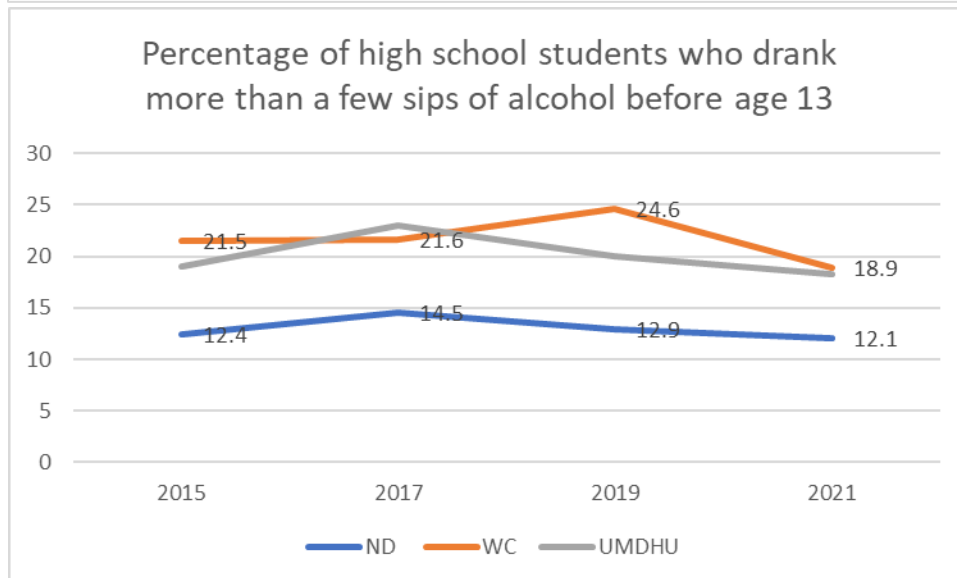
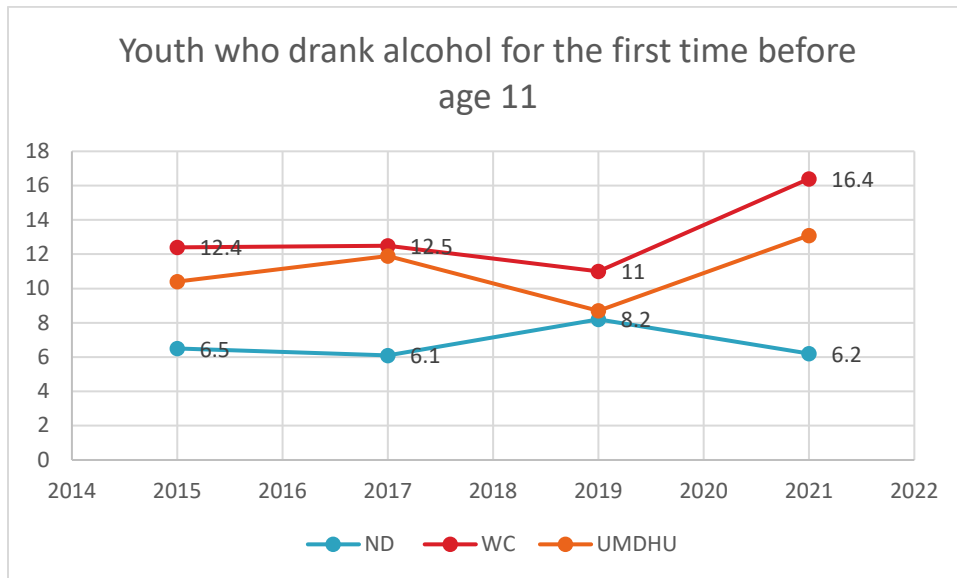
*The long-term outcomes are affected not by any single strategy, but by ALL strategies and activities

2023 – 2026 SUPTRS Prevention Block Grant – Logic Model



**The long-term outcomes are affected not by any single strategy, but by ALL strategies and activities*

2023 – 2026 SUPTRS Prevention Block Grant – Logic Model



**The long-term outcomes are affected not by any single strategy, but by ALL strategies and activities*